

STEP
Solve Electrostatic Problems

1'
STEP

Electrostatic
Measurement

The Position And Size Of Static Electricity Can Be Measured With An Electrostatic Tester In Order To Formulate An Electrostatic Solution

2'
STEP

Electrostatic
Elimination

Different Static Elimination Equipment Shall Be Used According To The Working Environment Of Static Electricity Generated In Industrial Manufacturing

3'
STEP

Maintenance

Regularly Clean And Maintain The Electrostatic Elimination Equipment To Maintain The Electrostatic Elimination Effect Of The Electrostatic Elimination Equipment

QEEPO[®]
鹏普静电

Welcome To Inquire

QEEPO Will Provide You With A Full Set Of Static Electricity Problem Solutions!

Tel **021-67651108**
E-mail:sales@qeepe.cn

SCAN
Add attention

Main Products: Intelligent Electrostatic Eliminator, Corona Processor, Electrostaticgenerator, Ion Wind Rod, High Voltage Generator, Ion Fan, Electrostatic Sensor,electrostatic Tester, Etc



Alibaba Website



Official Website



Wechat Official Account

QEEPO Shanghai Static Co., Ltd. Shenzhen Pengpu Intelligent Equipment Co., Ltd

Alibaba: <https://pponpo.en.alibaba.com> Web: <https://www.qeepe.com>

Company Headquarters Address: Building 1, Lane 160, Longgao Road, Songjiang District, Shanghai

Shenzhen Branch Address: Room 1204, Block A, Building 1, Xingyao Plaza, No. 38 Huaxing Road, Longhua District, Shenzhen

The products mentioned in this brochure are subject to change without prior notice. We apologize for any inconvenience caused.
Copyright © 2026 QEEPO Shanghai Static Co., Ltd. All Rights Reserved

QEEPO[®]

CE UK
CA

QP-S35 Intelligent Static Eliminator



Visualization of Effects

Connectable sensor self feedback intelligent elimination of static electricity

How to intelligently eliminate static electricity?

QP-S35 Working process of intelligent static elimination system

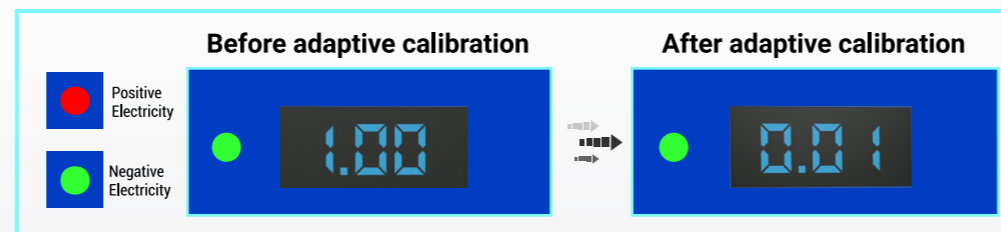


Ion balance

$\leq \pm 30V$

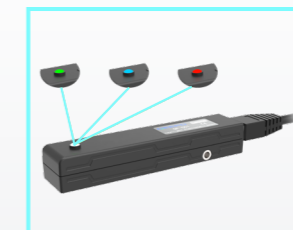
Static removal speed

$\leq 0.1S$



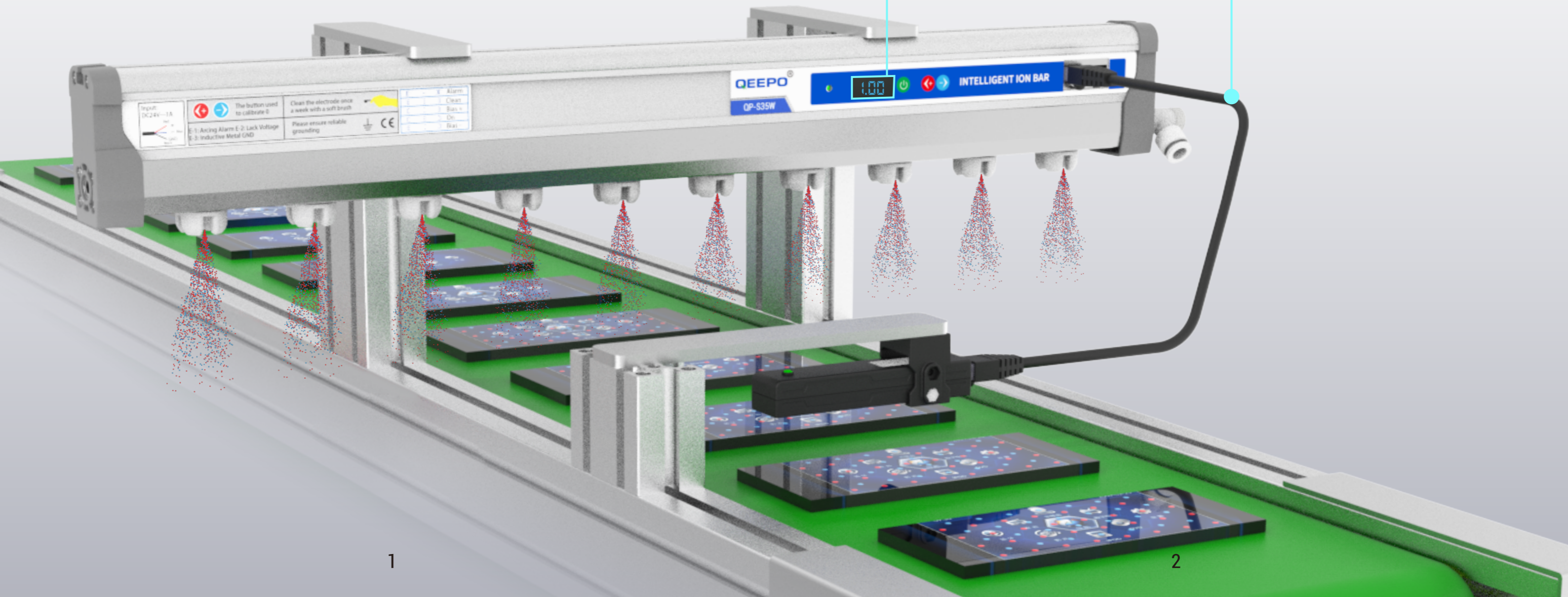
Visible static elimination effect


Ultra clear dynamic display of static voltage values and polarity



Through high-precision signal feedback sensors

Real time dynamic data acquisition and feedback with millisecond level feedback speed

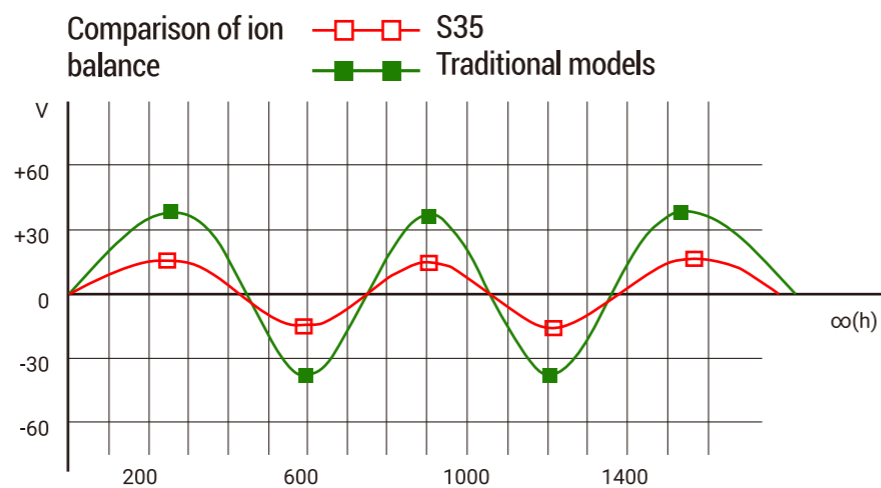




BALANCE DEGREE

High ion balance

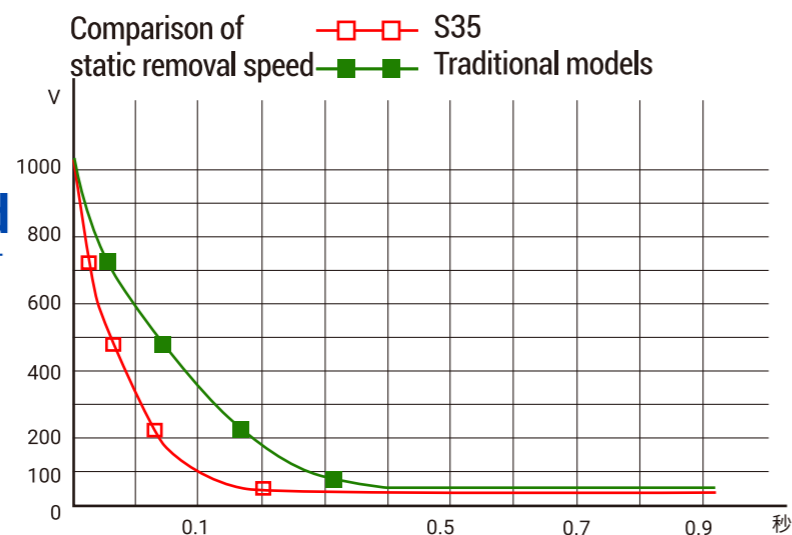
The self balancing SIS system monitors external ion levels in real-time, and the stability of ion balance is 50% higher than traditional products



SPEED

Fast anti-static speed

The electrostatic velocity has increased by 2.5 times compared to traditional products

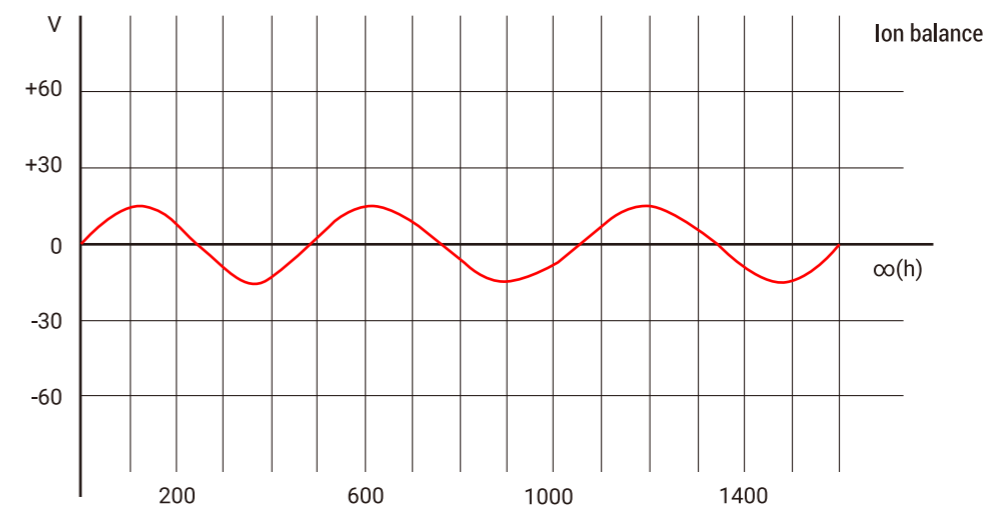
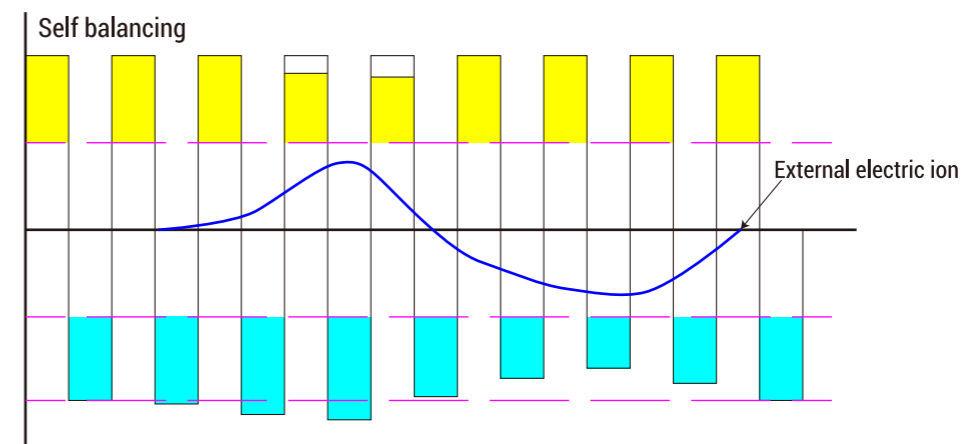


STABILITY

Intelligent control voltage

And the ion level remains stable over long-term use

Adopting DVC (Dual Power Control) mode, intelligent algorithms are used to quickly balance voltage and achieve bidirectional regulation, with a wider range of high-voltage regulation. At the same time, it has a powerful self balancing induction system with high sensitivity, quickly sensing and feedback adjusting, releasing a large amount of electric ions, ensuring long-term stability of ion levels.



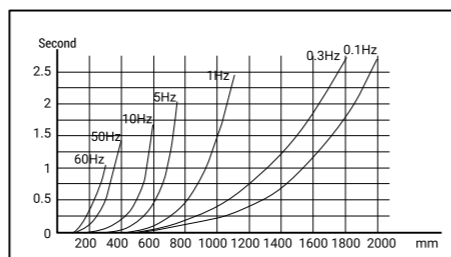
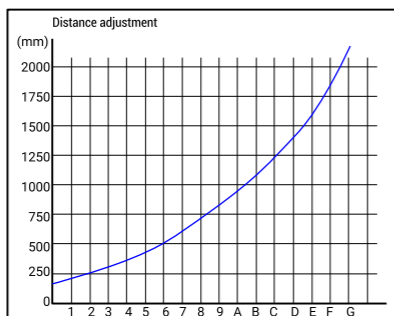
ADJUST

Having multiple adjustment methods

Meet the needs of various anti-static distances and effects

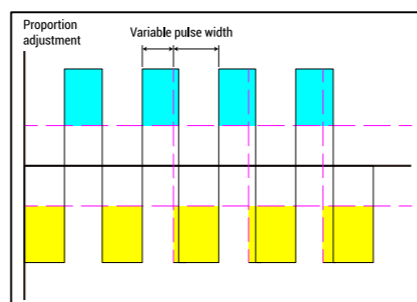
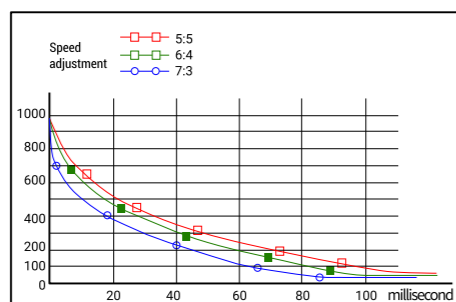
Distance adjustment

Set and adjust the frequency through buttons to meet various anti-static distances.



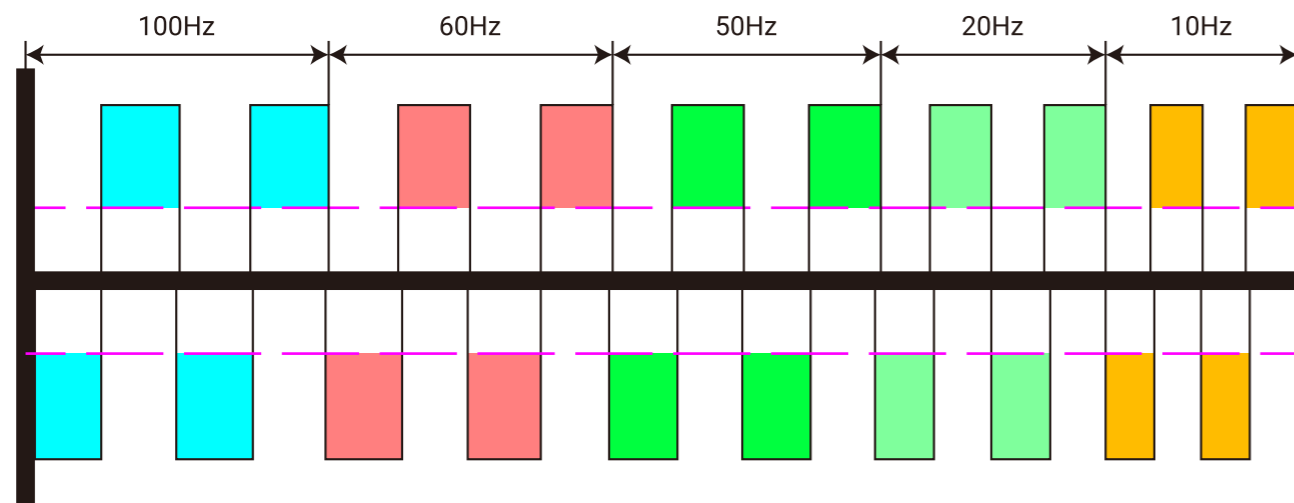
speed adjustment

Adjust the proportion of positive and negative ion output through button settings to achieve rapid static electricity removal.



Frequency regulation

The frequency can be adjusted and can quickly remove static electricity in different working environments, especially at long distances, where its performance is particularly outstanding.



INTELLIGENCE

Intelligent self balancing ion control

Self balancing

When the positive and negative ions are balanced in work, the digital tube on the electrostatic rod is in the state shown in the right figure, and the needle tip releases an equal amount of positive and negative ions, in a balanced position.



When there are too many "positive" ions in the work, as shown in the figure on the right, the needle tip releases a large number of negative ions to neutralize the positive ions, ensuring stable ion levels.



When there are too many "negative" ions in work, the state is shown in the figure on the right, and the needle tip releases a large number of positive ions to neutralize the negative ions, ensuring stable ion levels.



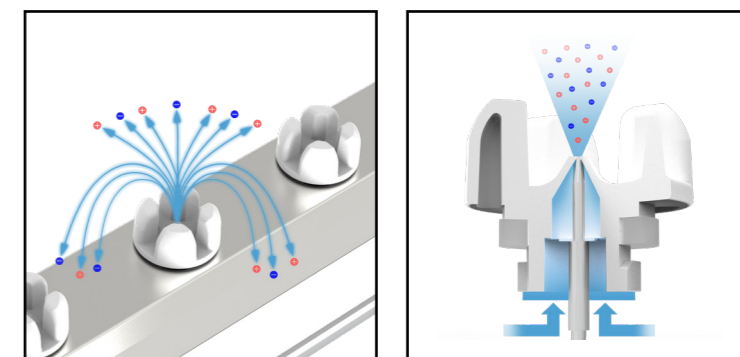
OPTIONAL

Placing electrodes

Standard tungsten (optional titanium, silicon)

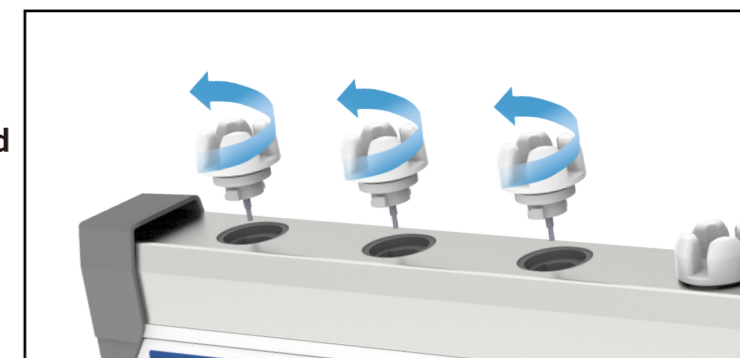
Circular discharge 360 ° comprehensive removal of static electricity

The internal air storage design of the nozzle buffers the airflow and blows it out quickly and smoothly.



The nozzle electrode can be replaced

The nozzle electrode can be replaced and rotated for installation. Antioxidant and ozone resistant.




EFFICIENT

Efficient, energy-saving, and safe

Install Portable


Memory function

Built in chip memory, maintaining the state of the last shutdown when powered on next time, quickly reaching the anti-static state.




Fully utilize energy

Adopting advanced imported chip integration technology, with low loss and high conversion efficiency, it has increased by 30% compared to traditional products.



Integrated sliding groove structure

The back aluminum alloy T-shaped groove structure design can adapt to various installation environments.




Abnormal discharge detection

When abnormal discharge is detected, the eliminator displays a fault code and cuts off the high-voltage power supply to prevent problems.



How to connect the power supply


- A: Aviation plug model
- W: Ethernet cable plug type



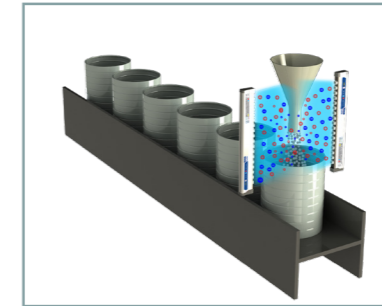
SCENE

Application field


Scene



Scope: Spray coating production line
Countermeasure: Prevent foreign matter adsorption



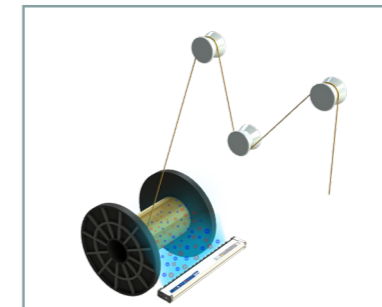
Scope: Powder filling
Countermeasure: Prevent powder from blocking the discharge port and powder agglomeration



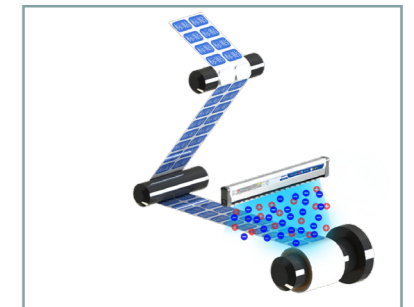
Scope: Handling of glass LCD products
Countermeasure: Remove static electricity and prevent foreign objects from adhering



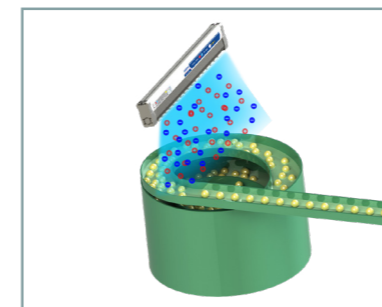
Scope: Spray coating production line
Countermeasure: Prevent foreign matter adsorption




Scope: Metal wire product winding
Countermeasure: Prevent metal wires from being wound randomly



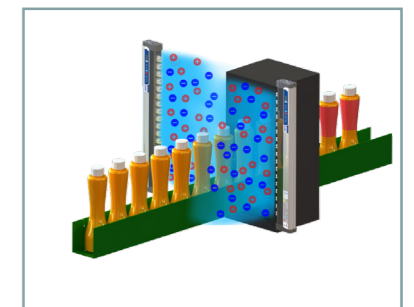
Scope: Roll up of labels and nameplates
Countermeasure: Remove static electricity and prevent poor rolling



Scope: Parts Conveyor Belt
Countermeasure: Prevent blockage of the parts feeder



Scope: Before gluing the products inside the cardboard box
Countermeasure: Remove foreign objects and prevent uneven glue application







Scope: Bottle body labeling
Countermeasure: Remove static electricity and prevent foreign objects from adhering

PARAMETER

Technical Specifications

Specifications



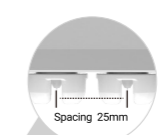
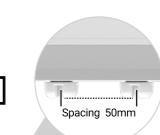




Model		QP-S35A	QP-S35AH	QP-S35W	QP-S35WH
structure	Product Model	High balance 	Electrode encryption type 	High balance 	Electrode encryption type 
	stitch length	50mm	25mm	50mm	25mm
	Auxiliary gas	have			
	Buffer structure	have			
material	The discharge electrode can be replaced	have			
	Electrode needle material	Standard tungsten (optional titanium, silicon)			
performance parameters	Body material	SUS304/ABS/PC/PBT/PU/AL			
	Ion balance	≤±30V	≤±50V	≤±30V	≤±50V
	Static removal speed	0.1S			
	Ion balance control method	SIS control system			
	input voltage	20~36VDC			
	Voltage working mode	Pulse AC			
	rated power	24W			
	rated current	1A			
	Frequency setting	10、20、50、60、100Hz			
	working distance	50-1000mm	50-1000mm	50-1000mm	50-1000mm
	Recommended installation distance	300mm	50mm	300mm	50mm
	Tracheal joint size	Φ8mm			
	Connect sensors	/	/	have	have
	Working pressure	0.1Mpa-0.5Mpa			
display control	Ionic indicator	have	have	have	have
	status indicator	have	have	have	have
	Cleaning reminder	have	have	have	have
	Abnormal discharge indication	have	have	have	have
	Ion level self balance	have	have	have	have
	frequency regulation	have	have	have	have
	Adaptive calibration	have	have	have	have
working environment	Operating environment temperature	0~50 C			
	Operating environment humidity	0~70% RH (no freezing, no condensation)			
Safety specifications	CE standard	CE			
application	Application field	Electronics industry, automotive industry, etc	Film industry, rubber industry, etc	Food, pharmaceutical industry, glass industry, etc	Film industry, rubber industry, etc

Note: The measurement conditions for the above data are: temperature (23 ± 3) °C; Humidity (50 ± 5)%; test voltage 1KV-100V; Test distance 50mm; Test instrument: 3M711

SELECT

Selection Table

QP-S35 series products

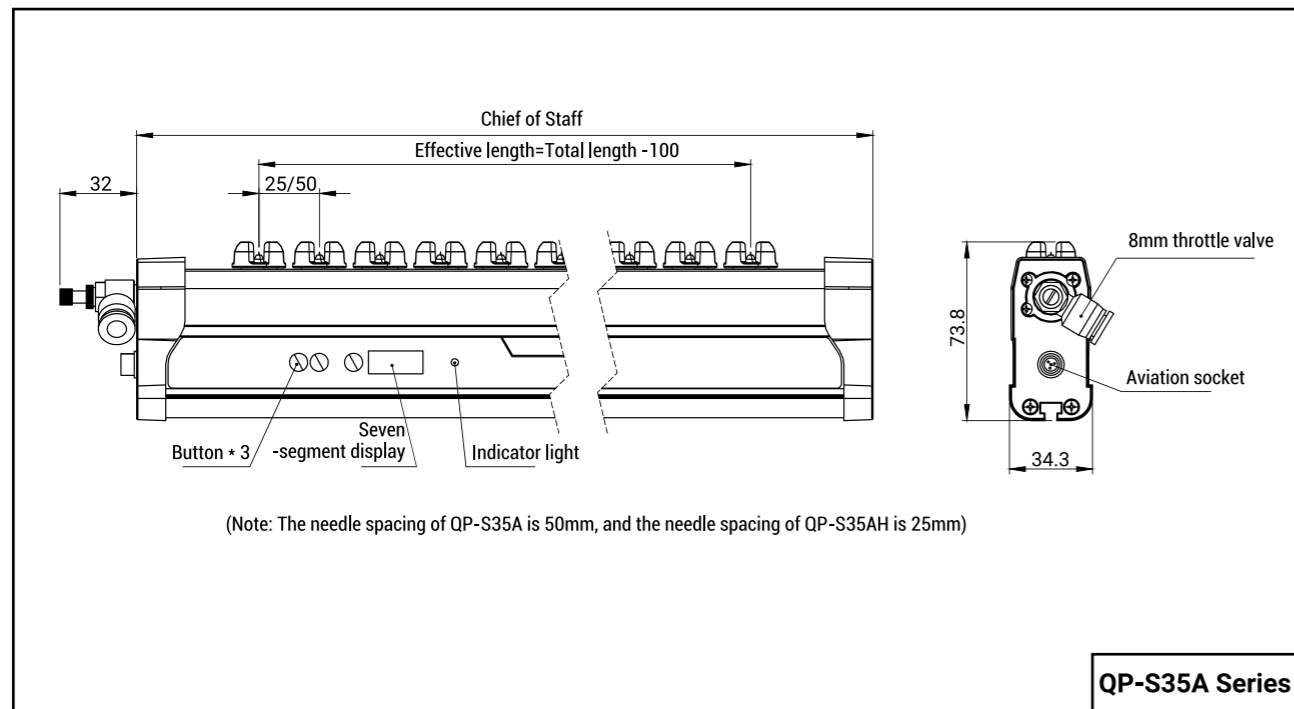
QP-S35 W H Z -500-400	
① ② ③ ④ ⑤ ⑥ ⑦	
① Enterprise Code	Enterprise Code
② Product Model	Product Model
③ Interface method	W: Ethernet cable socket <input type="checkbox"/>  A: Aviation plug <input type="checkbox"/> 
④ Air nozzle spacing	H: Air nozzle encrypted version <input type="checkbox"/>  Spacing 25mm I: Non encrypted air nozzle <input type="checkbox"/>  Spacing 50mm
⑤ Production direction	Z: Regular model <input type="checkbox"/> (Air nozzle facing down, panel on the right)  F: Reverse payment <input type="checkbox"/> (Air nozzle facing downwards, panel on the left) 
⑥ Total length	 Total length unit: mm
⑦ Effective length	 Effective length unit: mm (Default=Total length - 100mm) Do not fill in the default length

PARAMETER

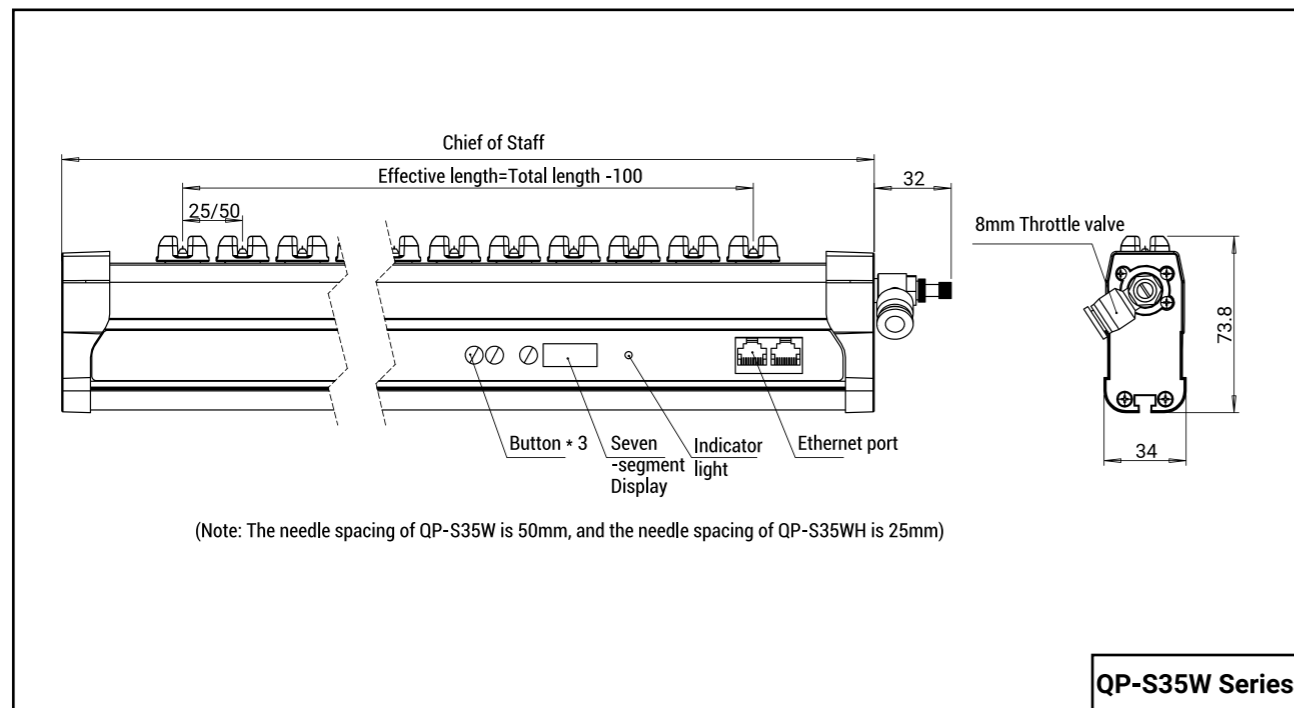
Product dimensions

Specifications

QP-S35A QP-S35AH



QP-S35W QP-S35WH



TYPE

A wide variety

Static eliminator

Rod shaped

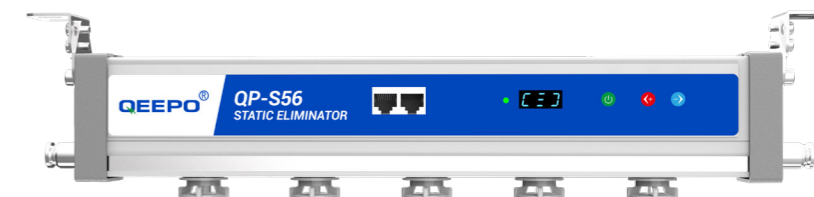
QP-S56
Static Eliminator

Long term stable ion equilibrium


Ion generation method

Corona discharge method - Pulsed AC

Ion balance $\pm 30V$



Fan Type



QP-FA01
Ionizing Air Blower

Large scale high-speed electrostatic discharge
The discharge electrode can be replaced

Static removal speed $\leq 1.5S$

Ion generation mode Steady State DC

Ionic balance $\pm 5V$

Monitoring type/Handheld type

QP-C01
Intelligent Electrostatic Sensor

Real time monitoring of surface electrostatic voltage of objects

Data Response $< 50ms$

Measurement Error $\pm 5\%$

Alarm Range $\pm 20000V$



QP-ESD201
Electrostatic Field Meter

Non contact handheld Electrostatic tester

Response time $< 100ms$

Measurement accuracy $\pm 5\%$

Communication protocol CAN Communication

