

**QEEPO**  
鹏普静电

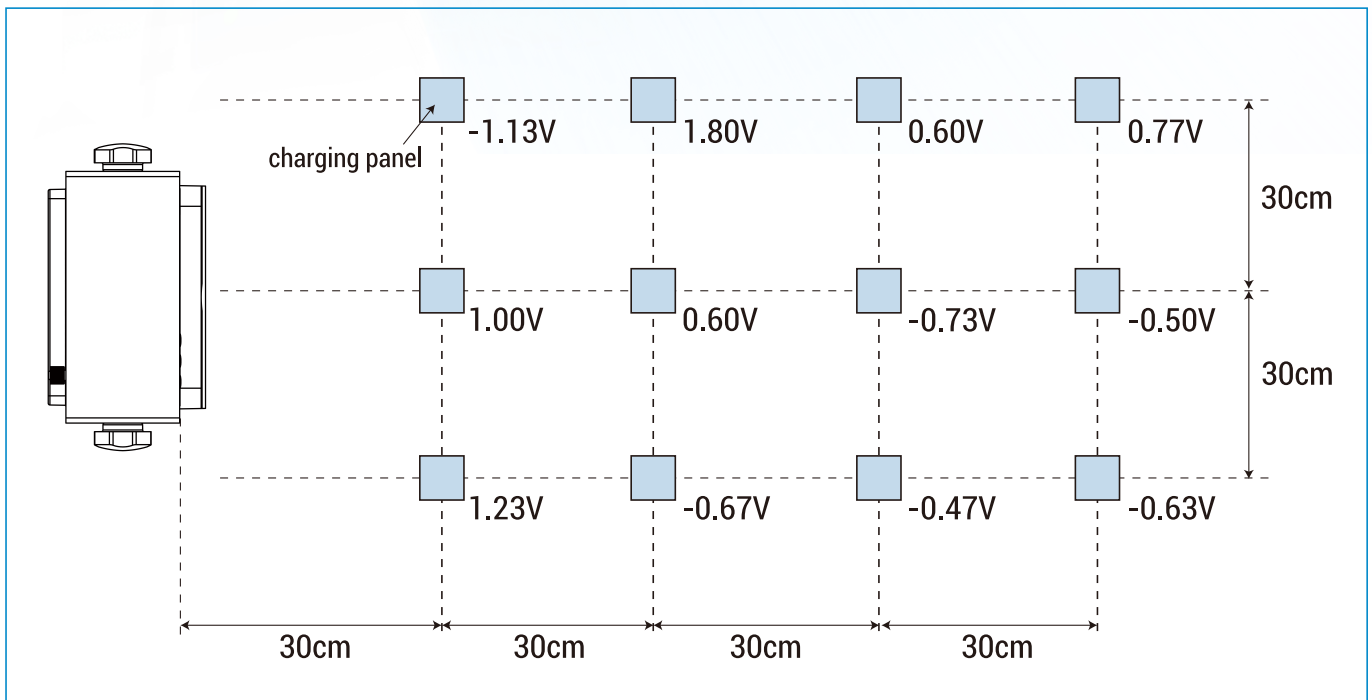
# QP-FA01 Ionizing Air Blower



Automatic ion balance  $\pm 5V$   
Large scale high-speed electrostatic discharge

# ±5V

Automatic ion balance



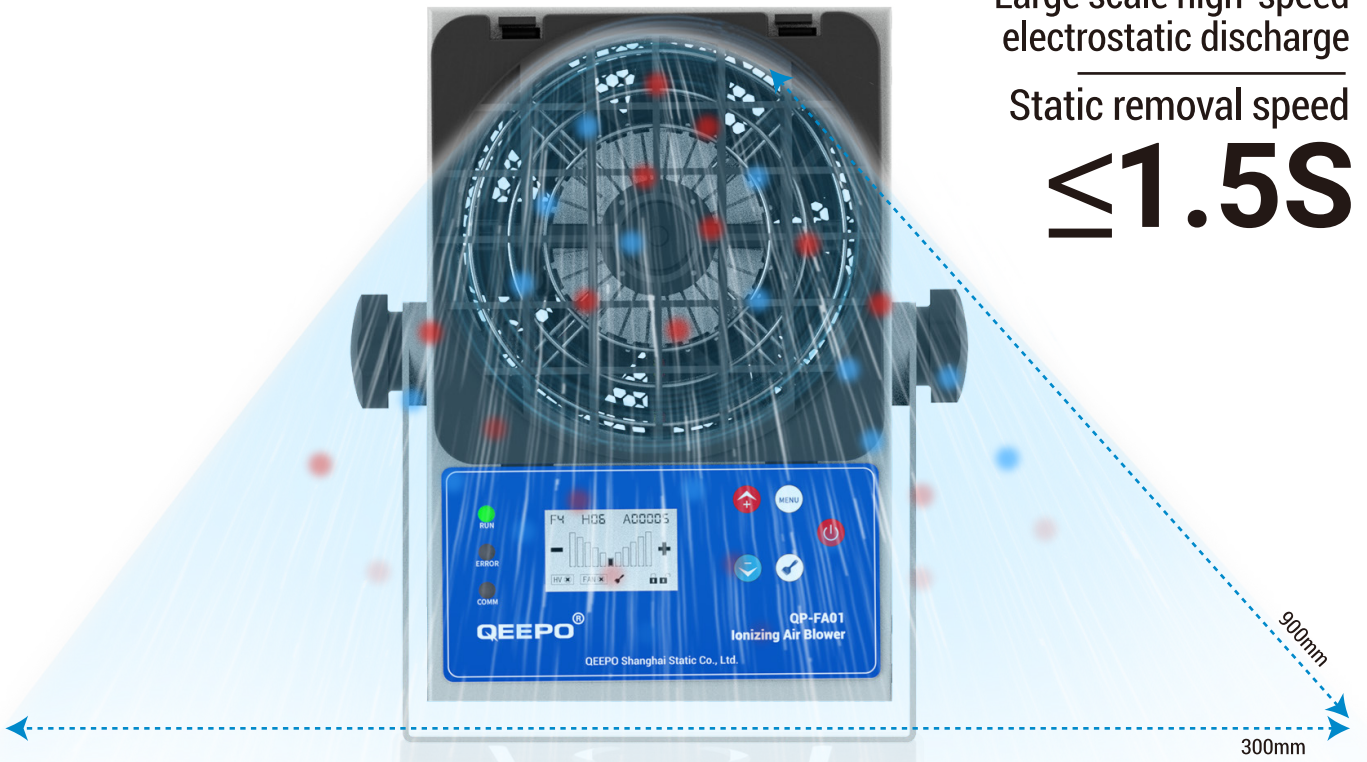
remarks

1. Measurement method: Use a 150 \* 150mm, 20pF charging monitoring module to measure 2. Static elimination time within the voltage range of ± 1000V to ± 100V
3. Static elimination test conducted at maximum air volume 4. The above data are only reference values (mostly)Average of secondary measurements

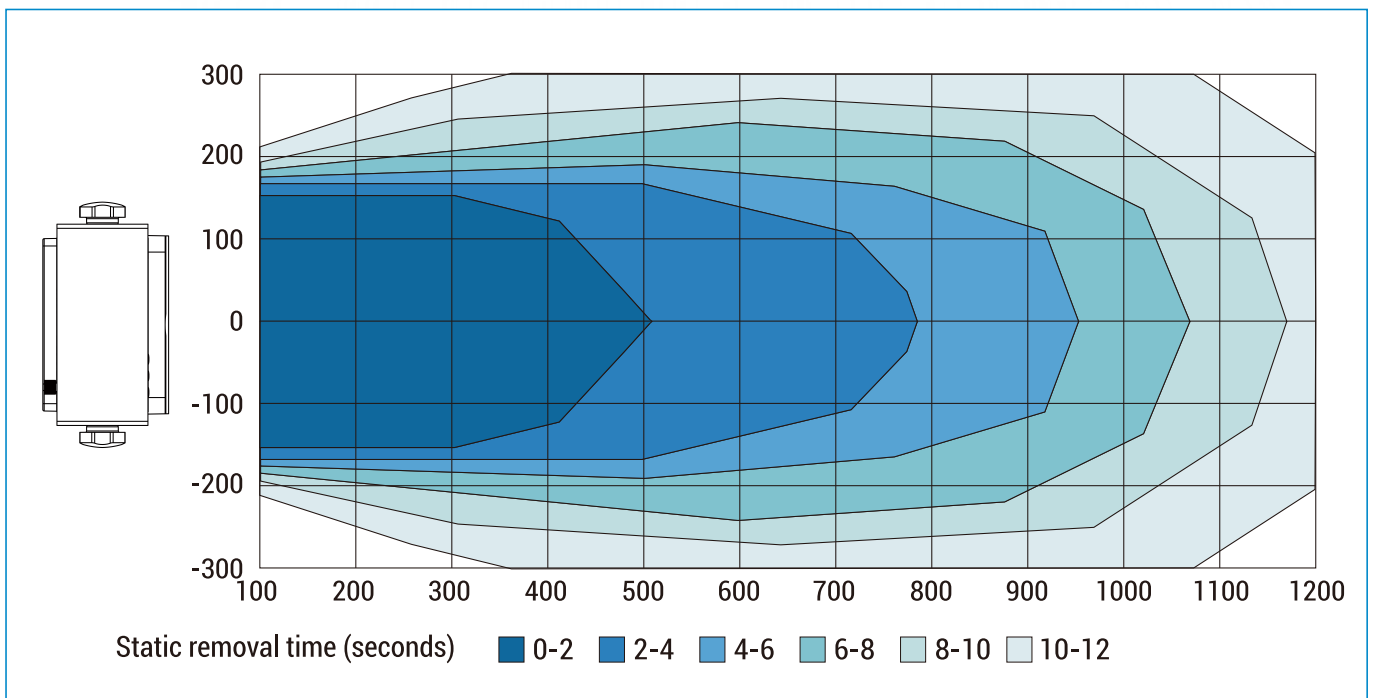
Large scale high-speed electrostatic discharge

Static removal speed

**≤1.5S**



**Static electricity removal range 900 \* 300mm (L \* W)**

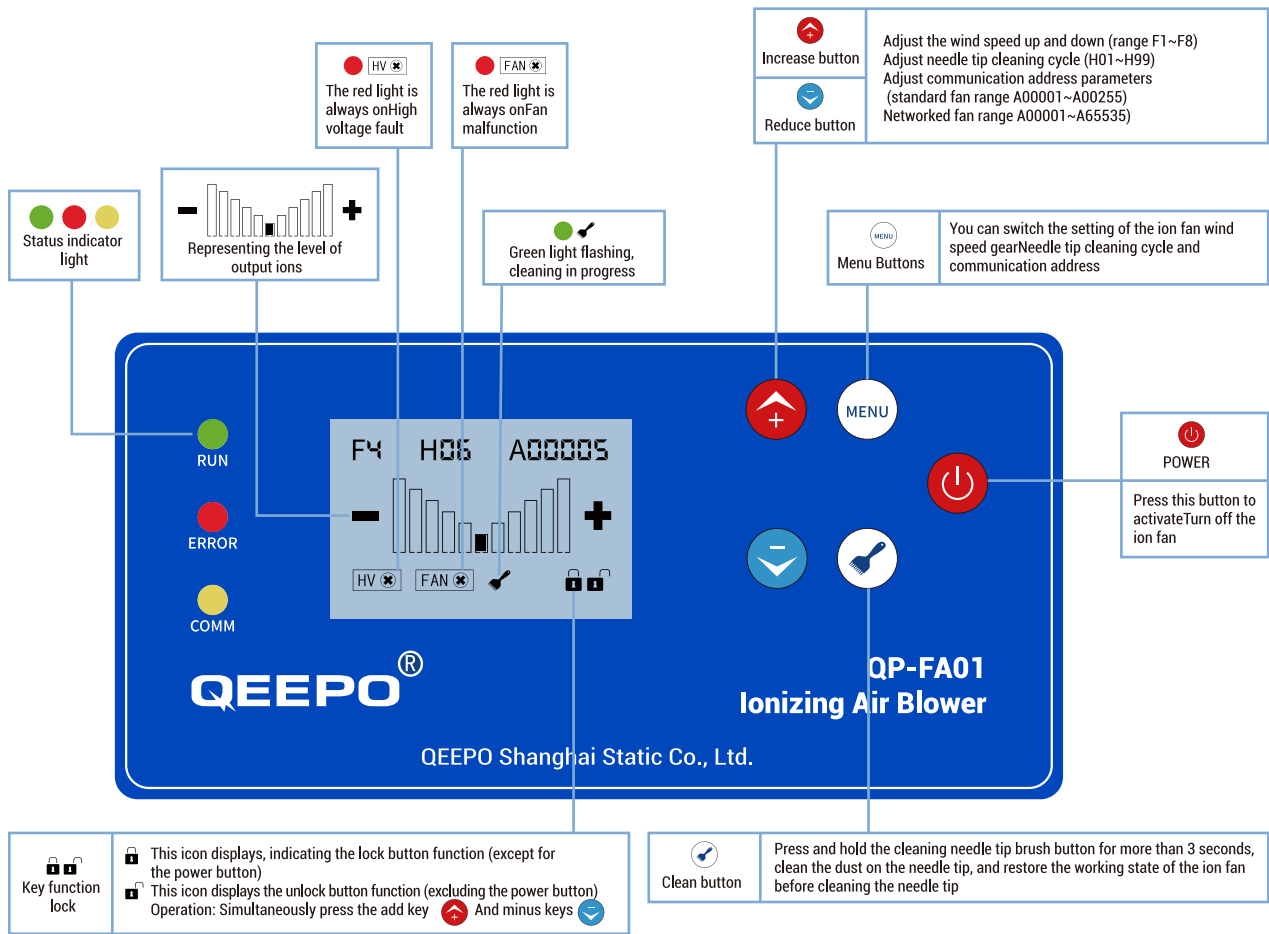


remarks

1. Measurement method: Use a 150 \* 150mm, 20pF charging monitoring module to measure 2. Static elimination time within the voltage range of ± 1000V to ± 100V
3. Static elimination test conducted at maximum air volume 4. The above data are only reference values (mostly)Average of secondary measurements

# Product Function Panel

Simple operation, rich functions, and visual work status



## Equipped with high-definition LCD display screen


It is easy to know the working status of the ion fan at a glance



(With LCD display screen, it can display wind speed gear (such as F8), cleaning cycle (such as H06), device address (such as A00005), ion balance status icon, high voltage fault (display HV), fan fault (display FAN) Brush cleaning icon, button function lock icon)

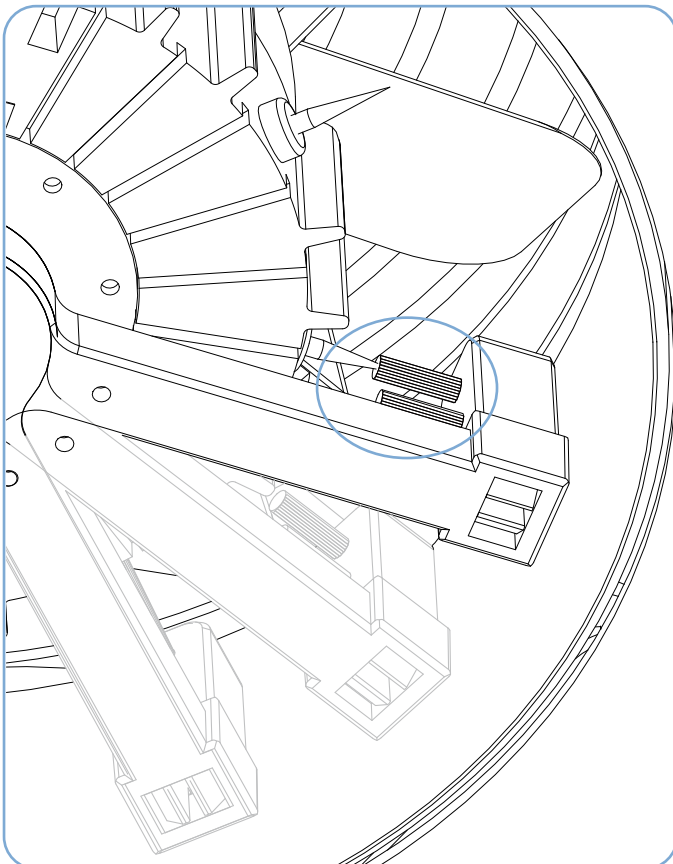
# The discharge electrode can be replaced

The discharge electrode is replaceable and comes with a tungsten needle as standard. Compared to titanium and silicon materials, tungsten needles have a longer lifespan.




# Automatic cleaning

Equipped with automatic cleaning function, reducing maintenance costs, and the cleaning brush is driven by a motor to rotate. Clean the front end of the electrode needle with a cleaning brush to reduce dirt on the electrode needle.




# Voltage sensing control

Voltage sensing control, built-in sampling unit in the guide hood of ion fan





## Correct use

Please install the ion fan correctly. Any directional deviation or obstacles between the ion fan and the static elimination target position may result in the inability to eliminate static electricity




## SCENE


### Application scenarios



Semiconductor industry: effectively solving static electricity problems generated in processes such as cleaning, wafer testing, sorting, and peeling off wafer protective films



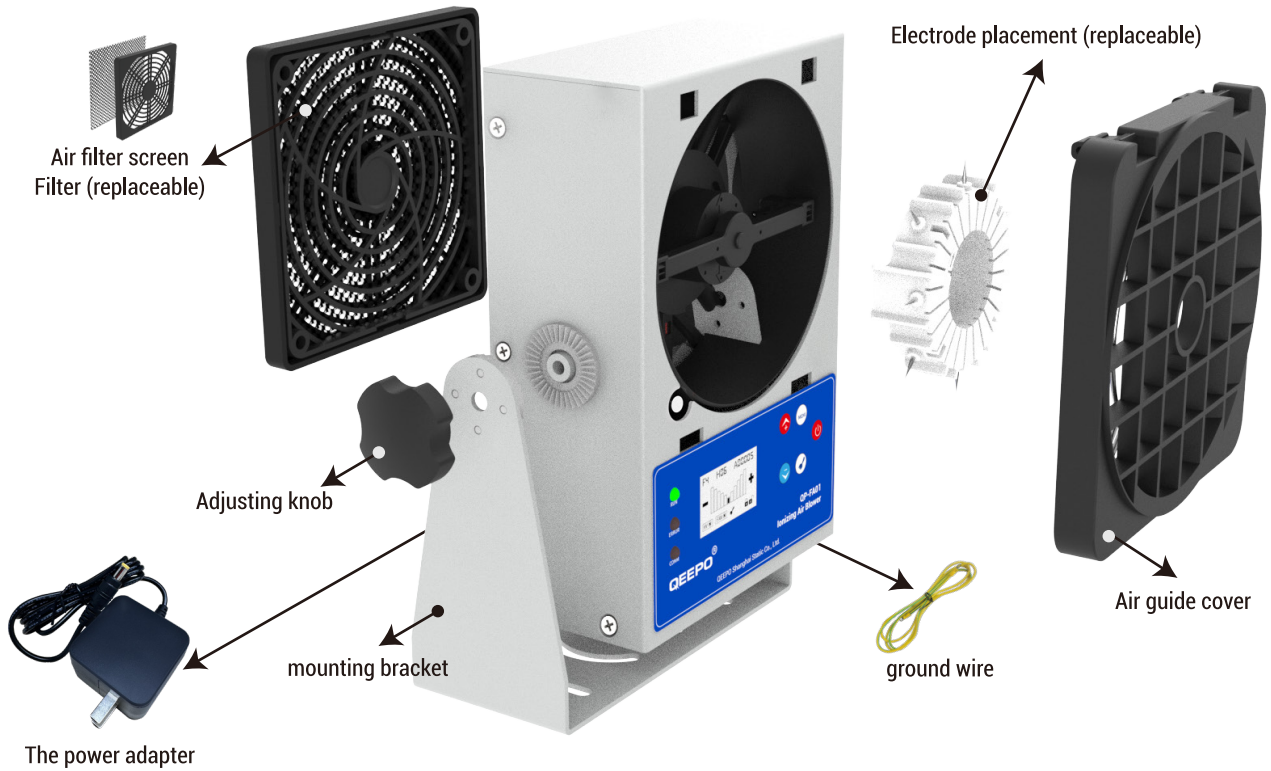
Optoelectronics industry: effectively solves static electricity problems generated in electronic assembly, testing workbenches, integrated circuit board printing, ESD protection of electronic components, optical machines, and precision components processes



Pharmaceutical and food industries: To prevent hair or other foreign matter dust from mixing into drugs and food due to static electricity during the production process.

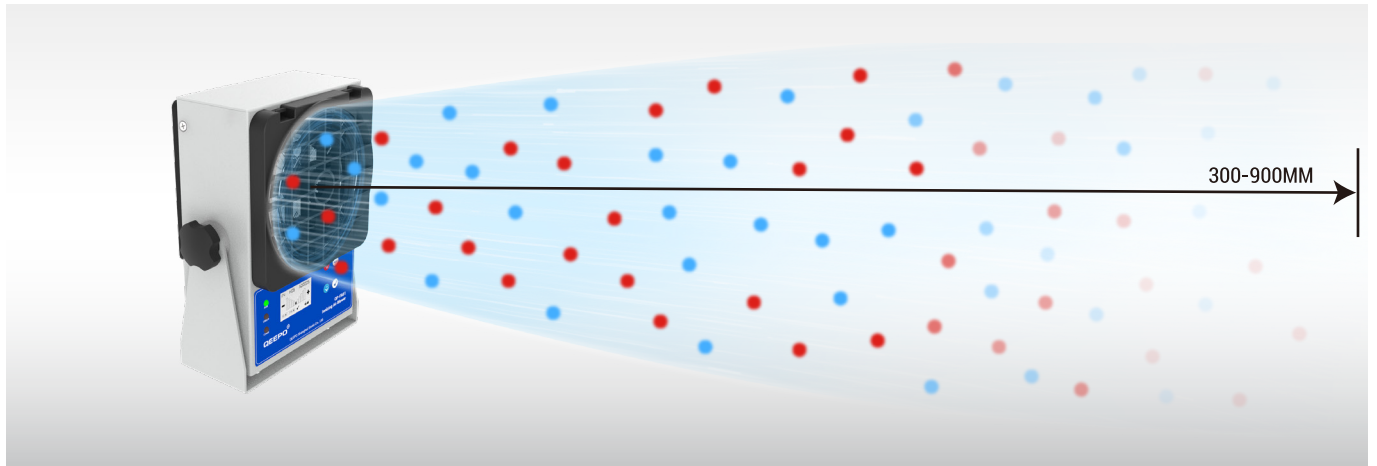
## SPECIFICATIONS

### Equipment composition




## ATTENTION

### Installation precautions




① When using an ion fan, it should be placed in a working area to eliminate static electricity, and the installation angle should be perpendicular to the surface of the charged body.

Note: The distance from the workpiece must not be less than 100mm, otherwise it may cause reverse charging phenomenon.



② The distance between the ion fan and the surrounding metal conductors and metal grounding bodies is  $\geq 300\text{mm}$ .



③ The distance between two ion fans installed side by side should be  $\geq 400\text{mm}$ , and the distance from obstacles such as walls should be  $\geq 200\text{mm}$ .

## PARAMETER


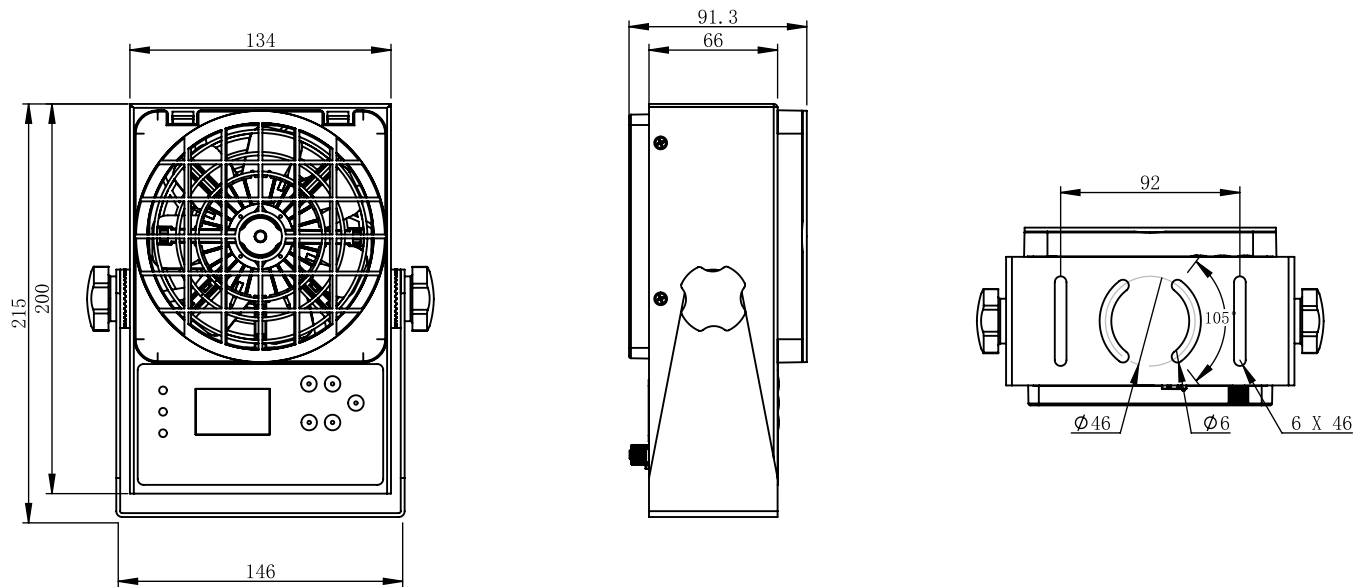
### Selection Guidance

model	QP-FA01	Static removal time <sup>*5</sup>	≤1.5s
Voltage input <sup>*1</sup>	DC24V	Range of static electricity removal	900*300mm(L*W)
power <sup>*2</sup>	14.4W	Ozone concentration <sup>*6</sup>	≤0.05ppm
electric current	600mA	Environmental temperature for use	0 ~ + 50°C (32 ~ 122F)
Ion generation mode	Steady State DC	Environmental humidity for use	35 ~ 75% RH(No condensation, no freezing)
Needle voltage	±DC4000-DC6000V	External dimensions	215*146*91.3
Discharge structure	Uncoupled electrical contact	Shell material	aluminium
Air volume <sup>*2</sup>	130 CFM	Placing electrodes	Tungsten (replaceable)
Noise (dB) <sup>*3</sup>	64dB	weight	1.2kg(including bracket)
Ion balance <sup>*4</sup>	±5V	Certification certificate	CE、UKCA

Note: \* 1. adapter (AC 110-220V, 50-60Hz, DC 24V, 1.5A) \* 2. maximum wind speed \* 3. maximum wind speed at a distance of 1000mm from the air outlet  
 \* 4. 300mm away from the front of the air outlet, when leaving the factory \* 5. 300mm away from the front of the air outlet, maximum wind speed  
 \* 6. 150mm away from the air outlet

## SPECIFICATION TABLE

### Size Specification Table



1. Air guide cover
2. Discharge components
3. Control buttons
4. Base bracket
5. Display screen
6. Indicator light
7. Power socket
8. Communication socket
9. Grounding post
10. Filter mesh
11. Plum blossom handle screw

## STEP

# Solve Electrostatic Problems

1'  
STEP

### Electrostatic Measurement

The Position And Size Of Static Electricity Can Be Measured With An Electrostatic Tester In Order To Formulate An Electrostatic Solution

2'  
STEP

### Electrostatic Elimination

Different Static Elimination Equipment Shall Be Used According To The Working Environment Of Static Electricity Generated In Industrial Manufacturing

3'  
STEP

### Maintenance

Regularly Clean And Maintain The Electrostatic Elimination Equipment To Maintain The Electrostatic Elimination Effect Of The Electrostatic Elimination Equipment



## Welcome To Inquire

QEEPO Will Provide You With A Full Set Of Static Electricity Problem Solutions!

Tel

021-67651108

E-mail:sales@qeepeo.cn

SCAN  
Add attention

Main Products: Intelligent Electrostatic Eliminator, Corona Processor, Electrostaticgenerator, Ion Wind Rod, High Voltage Generator, Ion Fan, Electrostatic Sensor,electrostatic Tester, Etc



Alibaba Website



Official Website



Wechat Official Account

QEEPO Shanghai Static Co., Ltd. Shenzhen Pengpu Intelligent Equipment Co., Ltd

Alibaba: <https://pponpo.en.alibaba.com> Web: <https://www.qeepeosd.com>

Company Headquarters Address: Building 1, Lane 160, Longgao Road, Songjiang District, Shanghai

Shenzhen Branch Address: Room 1204, Block A, Building 1, Xingyao Plaza, No. 38 Huaxing Road, Longhua District, Shenzhen

The products mentioned in this brochure are subject to change without prior notice. We apologize for any inconvenience caused.  
Copyright © 2026 QEEPO Shanghai Static Co., Ltd. All Rights Reserved