


# QP-S56 Static Eliminator



Ionic balance  $\leq \pm 30V$   
Long term stable ion equilibrium

# Ion balance

# ≤±30V

Stable performance achieved through modulation processing of working waveforms

---

Low disturbance voltage, using pulse AC technology to reduce the fluctuation of high-voltage circuits themselves

---

Ionic balance remains stable over long-term use

---

# Electrode optional

# W and Si

Si electrodes can meet the needs of semiconductor production



24  
VDC

±30V

AC

ECO

CE

UK  
CA

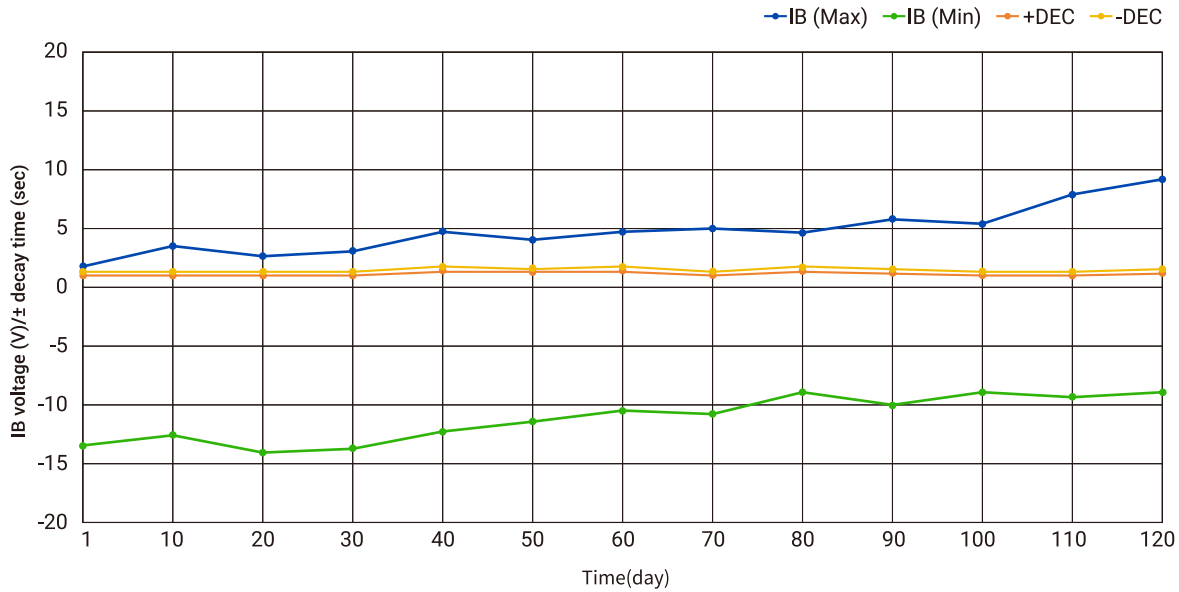
# Optional air nozzle large flow and Provincial traffic

Better meet practical needs

**STABILITY**

# Ionic balance remains stable over long-term use

Avoiding the risk of unexpected shocks at work

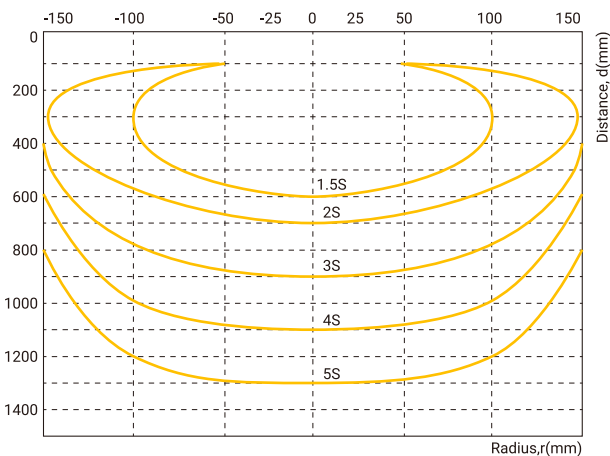


**WIDE RANGE**

# Quickly eliminate static electricity

Large scale static electricity removal

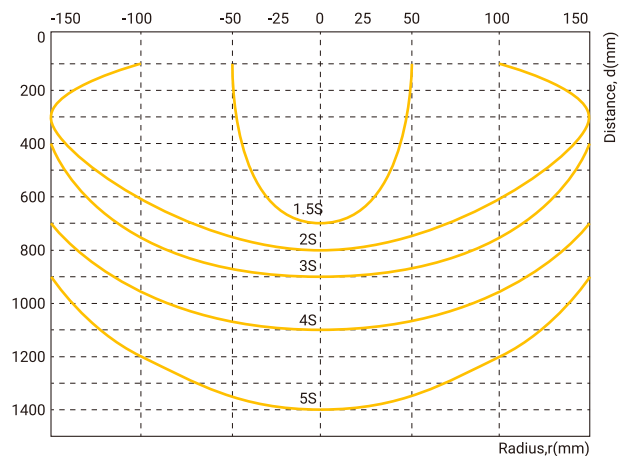
Static elimination area and time (0.2Mpa)



Measurement conditions

- Static elimination time within the voltage range of +1000 V to +100 V
- Use MODEL 158A tester • Air pressure 0.2 MPa
- Model QP-S56-965A without descending airflow

Static elimination area and time (0.5Mpa)



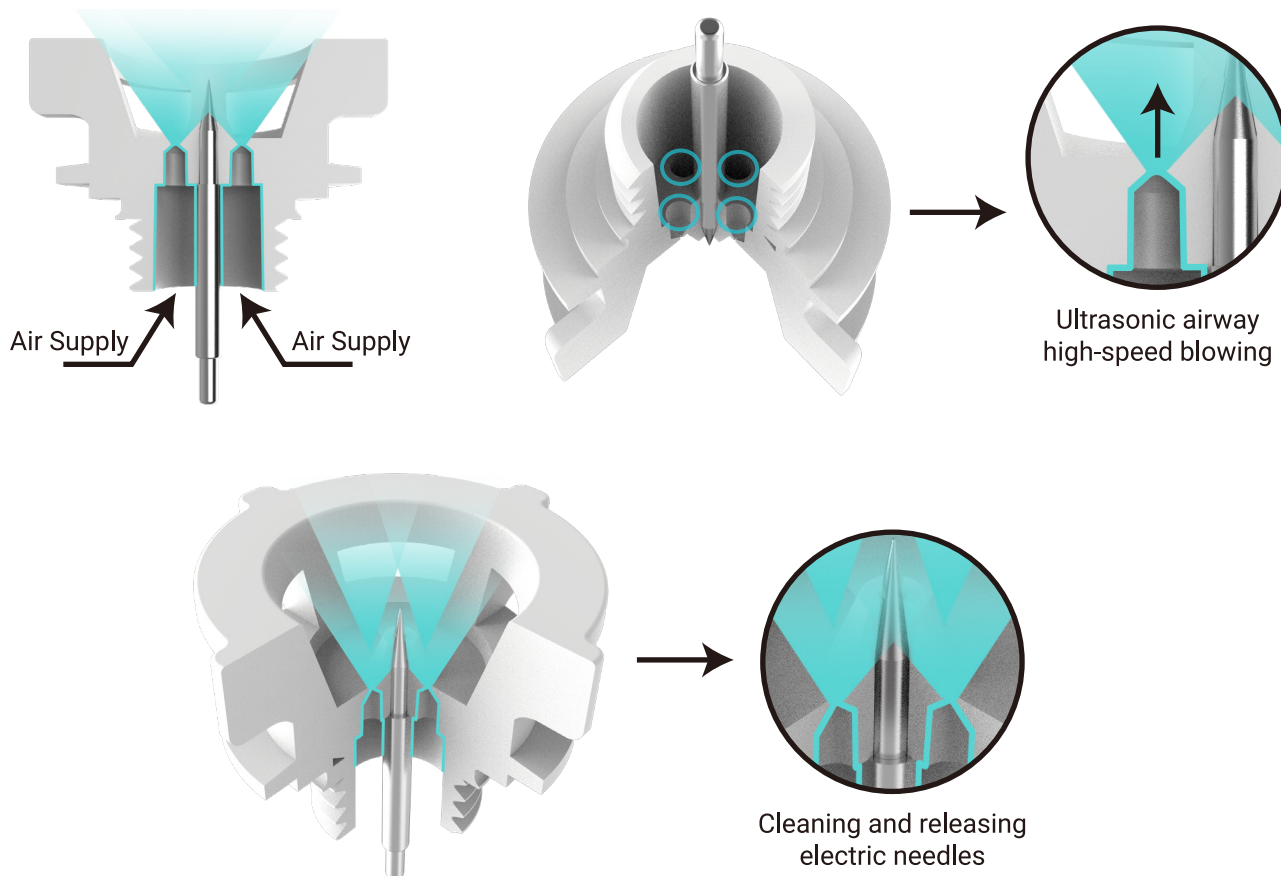
Measurement conditions

- Static elimination time within the voltage range of +1000 V to +100 V
- Use MODEL 158A tester • Air pressure 0.5 MPa
- Model QP-S56-965A without descending airflow

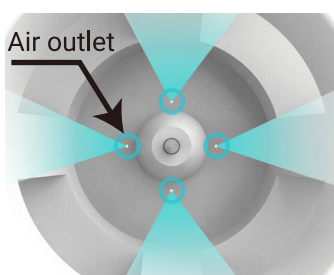
**NEW**

## Adopting a high flow nozzle [4 Holes]

Can eliminate static electricity at high speed

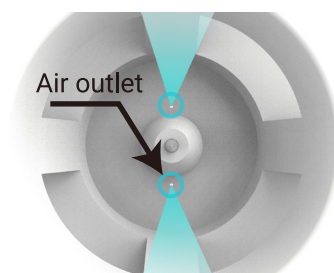


### ● High speed electrostatic discharge: High flow H-nozzle (4-hole)



High speed electrostatic discharge: S56 high flow nozzle (four holes)																	unit:L/min(ANR Value)						
	370	490	610	730	850	970	1090	1210	1330	1450	1570	1690	1810	1930	2050	2170	2290	2410	2530	2650	2770	2890	3010
0.1Mpa	16	23	26	30	36	43	50	56	63	69	76	83	89	96	102	109	116	122	129	135	149	155	162
0.2Mpa	27	37	42	48	58	69	80	90	101	111	123	133	143	154	163	175	186	196	207	217	239	249	260
0.3Mpa	34	48	55	62	75	90	103	116	130	144	158	171	185	199	212	226	240	253	267	281	308	322	336
0.4Mpa	45	63	72	81	99	117	135	153	171	189	207	225	243	261	279	297	315	333	351	369	405	423	441
0.5Mpa	53	74	84	95	116	137	158	179	200	221	242	263	284	305	326	347	368	389	410	431	473	494	515

### ● Low air elimination: small flow type L nozzle (double hole)



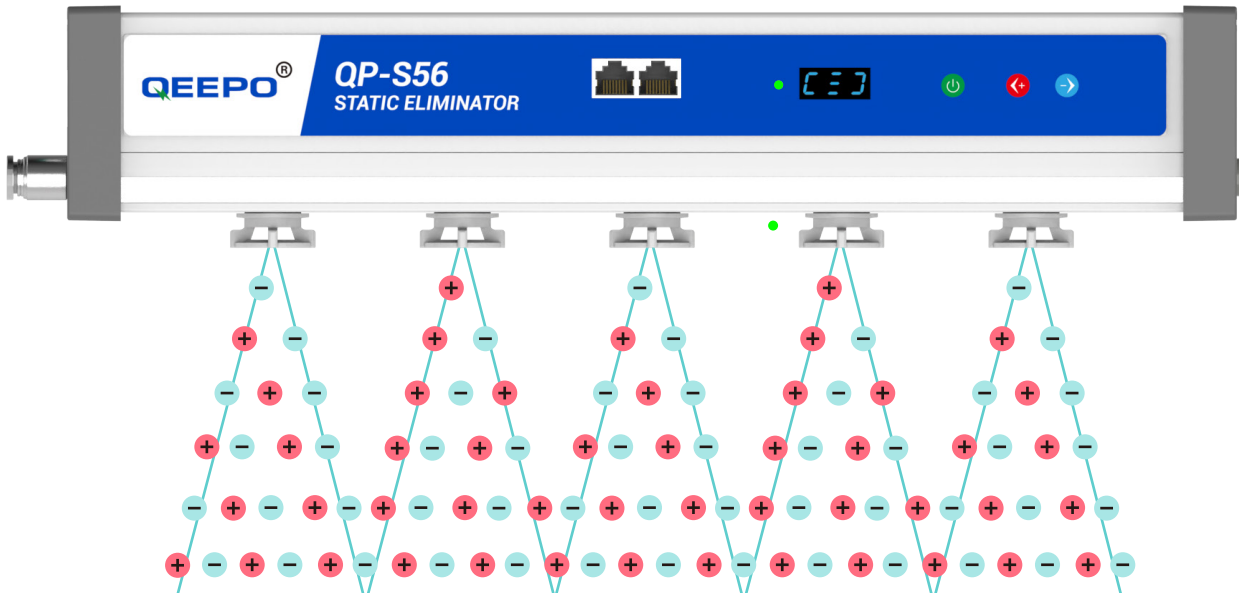
Low air consumption cost: S56 low flow nozzle (two holes)																	unit:L/min(ANR Value)						
	370	490	610	730	850	970	1090	1210	1330	1450	1570	1690	1810	1930	2050	2170	2290	2410	2530	2650	2770	2890	3010
0.1Mpa	8	12	13	15	18	22	25	28	32	35	38	42	45	48	51	55	58	61	65	68	75	78	81
0.2Mpa	14	19	21	24	29	35	40	45	51	56	62	67	72	77	82	88	93	98	104	109	120	125	130
0.3Mpa	17	24	28	31	38	45	52	58	65	72	79	86	93	100	106	113	120	127	134	141	154	161	168
0.4Mpa	23	32	36	41	50	59	68	77	86	95	104	113	122	131	140	149	158	167	176	185	203	212	221
0.5Mpa	27	37	42	48	58	69	79	90	100	111	121	132	142	153	163	174	184	195	205	216	237	247	258

AC

## Low disturbance voltage

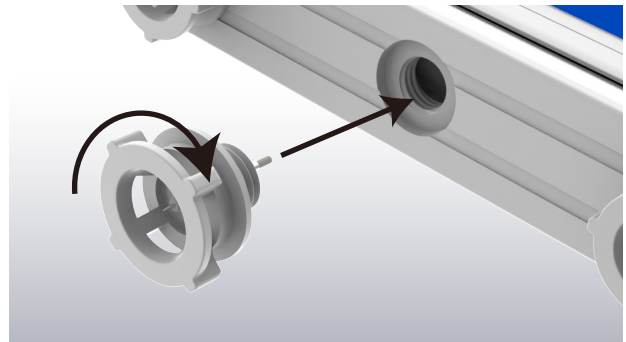

### Using pulsed AC technology to reduce self-fluctuations in high-voltage circuits

This ensures a more balanced distribution of positive and negative ions generated by ionization, resulting in a smaller voltage swing. This minimizes the impact of the generated ions reaching the surface of the object.



## Discharge electrode [Replaceable]

[Standard tungsten] Recommended use of silicon needles in the semiconductor field



## Type of electrode needle material

Tungsten steel/monocrystalline silicon (for wafer production)



**Tungsten steel**  
Electrode color: white



**Tungsten steel**  
Electrode color: light gray



**Silicon**  
Electrode color: light yellow

# Visualization of work status [Real-time Monitoring]

Prompt through indicator lights and digital display

### ● Abnormal indication

When the internal circuit is abnormal or the external discharge is abnormal, the output of high voltage will be stopped, indicated by indicator lights and digital tubes.

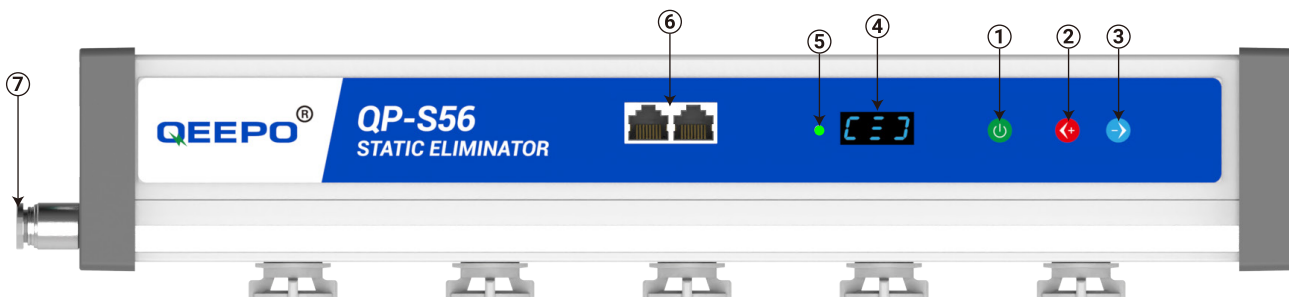
### ● Remote status output

The working status of the equipment can be remotely monitored through the line, allowing real-time monitoring of the equipment's working status.



### ● Cleaning timing reminder

Remind operators to clean the static eliminator regularly through indicator lights and digital tubes.



- ① Power
- ② "+"key
- ③ "-"key
- ④ Digital tube
- ⑤ LED pilot lamp
- ⑥ Network interface
- ⑦ Tracheal joint

Serial Number	Name	Describe
1	POWER	Short press standby/run, long press to enter settings mode
2	"+"button	Set value increases
3	"-"button	Set value decreases
4	Digital tube	<div style="display: flex; flex-wrap: wrap;"> <div style="width: 50%;"> <span style="background-color: black; color: black;">  </span> : Standby (Not operable)  <span style="background-color: black; color: black;">  </span> : Normal operation (Not operable)  <span style="background-color: black; color: black;">  </span> : Address Settings (Use keys 2 and 3 to operate)  <span style="background-color: black; color: black;">  </span> : Frequency setting (Use keys 2 and 3 to operate)  <span style="background-color: black; color: black;">  </span> : Duty cycle setting (Use keys 2 and 3 to operate)  <span style="background-color: black; color: black;">  </span> : Needle tip ignition alarm setting (Use keys 2 and 3 to operate)  <span style="background-color: black; color: black;">  </span> : Needle tip ignition alarm (Not operable)                 </div> </div>
5	LED indicator light	The green light remains on during operation, the green light flashes during standby, and the red light remains on during faults
6	Network interface	Power supply and communication
7	Tracheal joint	6mm interface, connected to CDA gas

CE

## Complies with international standards

### Essential certification identification for products



The "CE" mark is a mandatory certification mark in the EU market. Whether it is products produced by enterprises within the EU or products produced in other countries, in order to freely circulate in the EU market, the "CE" mark must be affixed to indicate that the product meets the basic requirements of the EU's "New Methods for Technical Coordination and Standardization" directive. This is a mandatory requirement for products under EU law.



UKCA (UK Conformity Assessment) is the abbreviation for the UK Conformity Assessment Mark. This is the UK product logo, which proves that the product meets the relevant regulatory requirements of the UK market after passing the BS standard. The UKCA logo is a mark composed of the letters "UKCA" in appearance, presented in a specific format and proportion on a product or its packaging.

### ANSI/ESD S20.20

ESD control project	Product Qualification		Compliance verification	
	Measurement specifications	The prescribed upper limit (8)	Measurement specifications	Prescribed upper limit
Ionic static eliminator	ANSI/ESD STM3.1 Standard	Attenuation time - user-defined	ESD TR53(11) Ionizing part	Attenuation time - user-defined
		Balanced voltage (peak value)		Balanced voltage (peak value)
		-35 V < balanced voltage < 35 V	-35 V < balanced voltage < 35 V	

The QP-S56 high balance static eliminator meets the ion balance performance requirements of this standard.

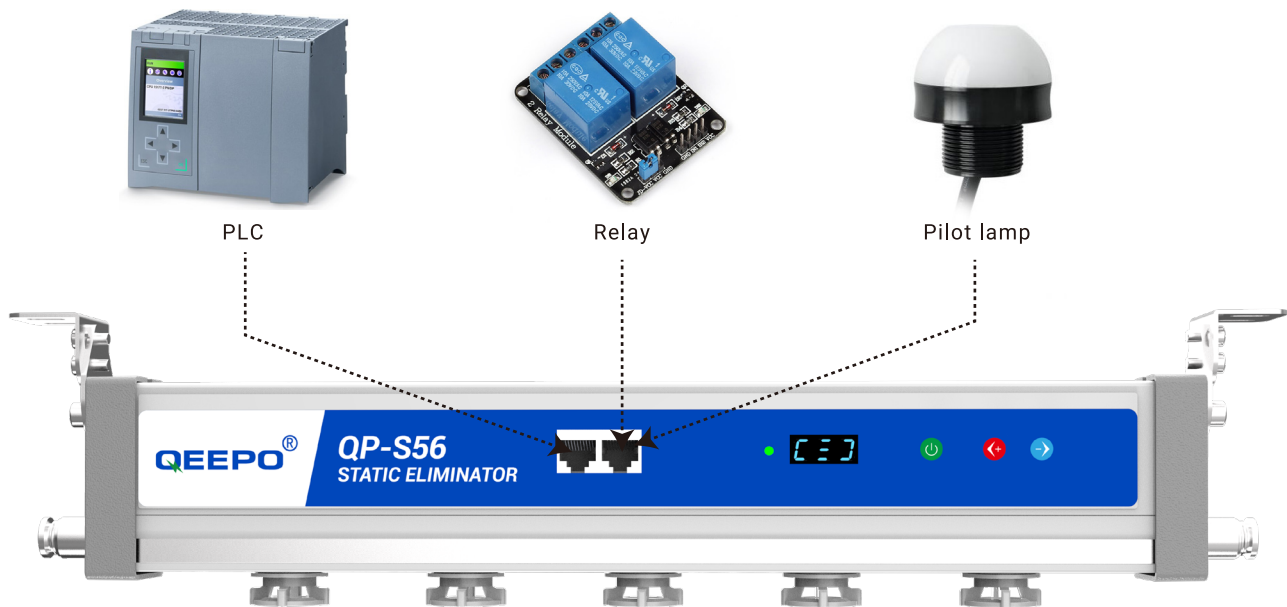
## Supports two input methods

### Network port and aviation plug



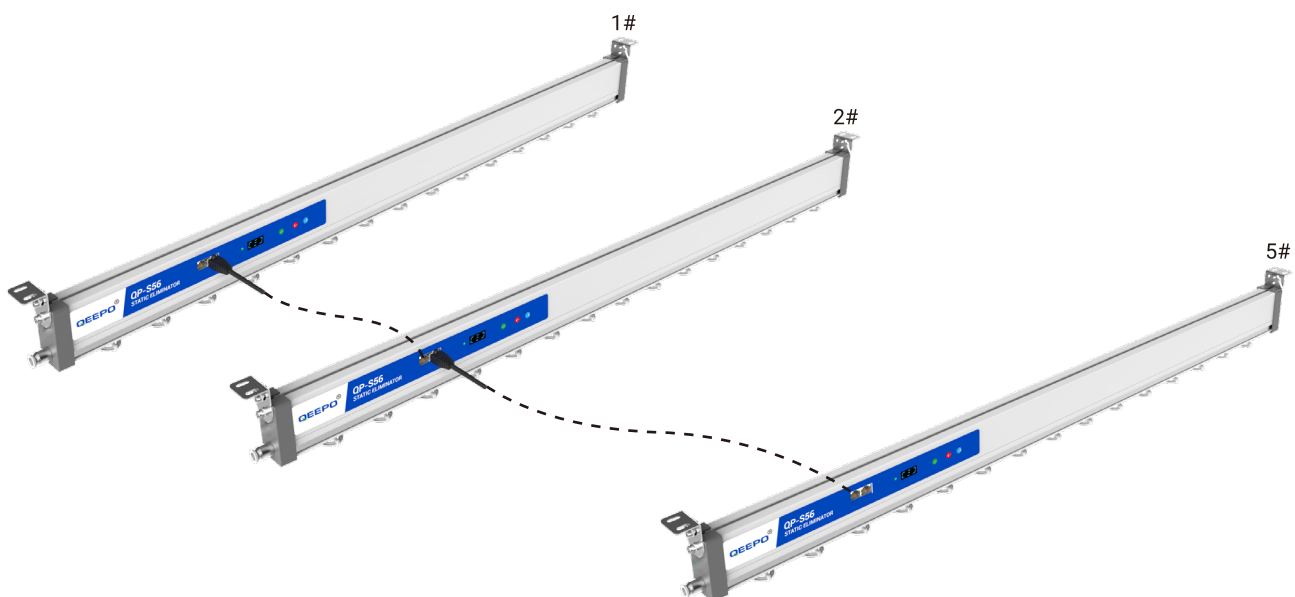
COMM

# Transmittable communication



## Can be connected in series

DC24V input, low voltage wiring, safe and reliable use.



QP-S56WIH #1.....QP-S56WIH #2.....QP-S56WIH #5

Network cable<1 meter per cable, with a maximum of 5 cables.

Network cable<2 meters per cable, with a maximum of 4 cables.

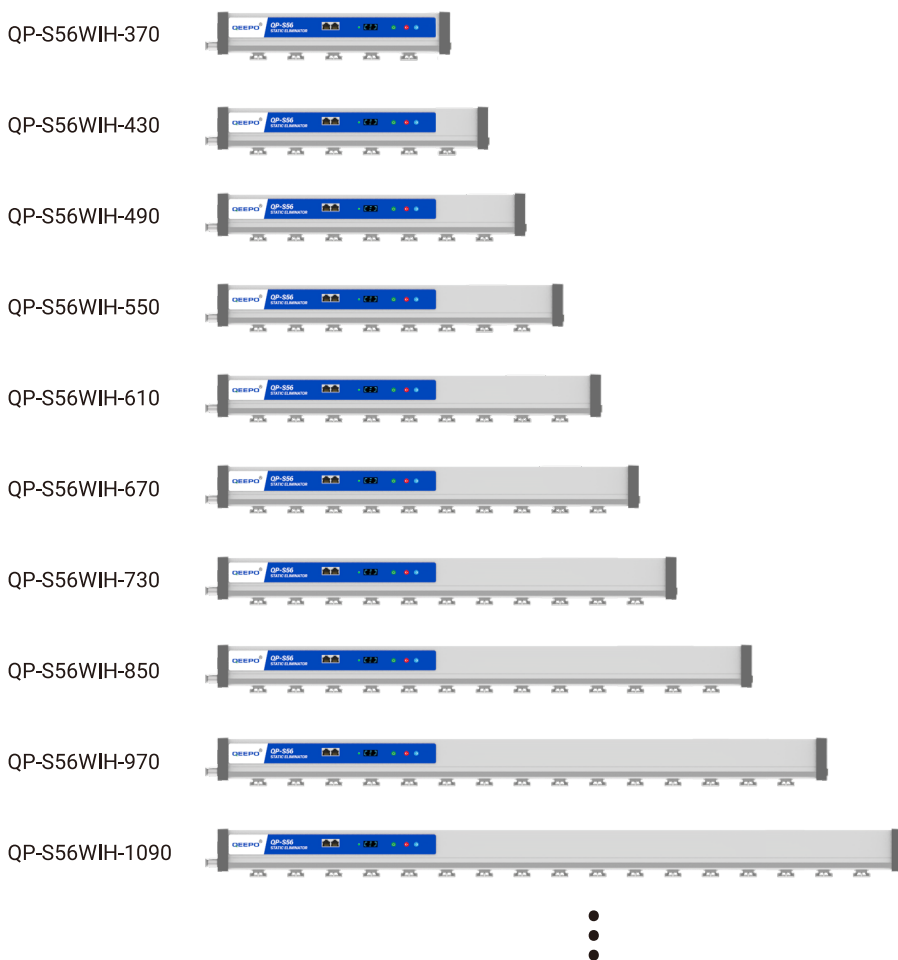
A maximum of one Ethernet cable is allowed for cables over 10 meters and cannot be used in series.

Network cable<4 meters per cable, with a maximum of 3 cables.

Each network cable is 4-10 meters long, with a maximum of 2 cables.

# Product lineup

## Specification



# QP-S56WIH-370

①      ②      ③ ④ ⑤      ⑥

Describe	① Enterprise code ② Product series number ③ Electrode material: W is tungsten/S is silicon ④ Output signal: I is IO signal/R is Rs485 ⑤ Gas nozzle: H for high flow/L for low flow/F for high flow ⑥ Total length												
Serial Number	Model	Electrode quantity	Effective length	Total length	Gas connector quantity	Bracket quantity	Serial Number	Model	Electrode quantity	Effective length	Total length	Gas connector quantity	Bracket quantity
1	QP-S56WIH6-370	5	240	370	1	2	14	QP-S56WIF6-1570	25	1440	1570	2	3
2	QP-S56WIH6-430	6	300	430	1	2	15	QP-S56WIF6-1690	27	1560	1690	2	3
3	QP-S56WIH6-490	7	360	490	1	2	16	QP-S56WIF6-1810	29	1680	1810	2	4
4	QP-S56WIH6-550	8	420	550	1	2	17	QP-S56WIF6-1930	31	1800	1930	2	4
5	QP-S56WIH6-610	9	480	610	1	2	18	QP-S56WIF6-2050	33	1920	2050	2	4
6	QP-S56WIH6-670	10	540	670	1	2	19	QP-S56WIF6-2170	35	2040	2170	2	4
7	QP-S56WIH6-730	11	600	730	1	2	20	QP-S56WIF6-2290	37	2160	2290	2	5
8	QP-S56WIH6-850	13	720	850	1	2	21	QP-S56WIF6-2410	39	2280	2410	2	5
9	QP-S56WIF6-970	15	840	970	1	2	22	QP-S56WIF6-2530	41	2400	2530	2	5
10	QP-S56WIF6-1090	17	960	1090	1	2	23	QP-S56WIF6-2650	43	2520	2650	2	5
11	QP-S56WIF6-1210	19	1080	1210	1	3	24	QP-S56WIF6-2770	45	2640	2770	2	6
12	QP-S56WIF6-1330	21	1200	1330	1	3	25	QP-S56WIF6-2890	47	2760	2890	2	6
13	QP-S56WIF6-1450	23	1320	1450	1	3	26	QP-S56WIF6-3010	49	2880	3010	2	6

## SPECIFICATIONS

# Specifications

## Performance parameter

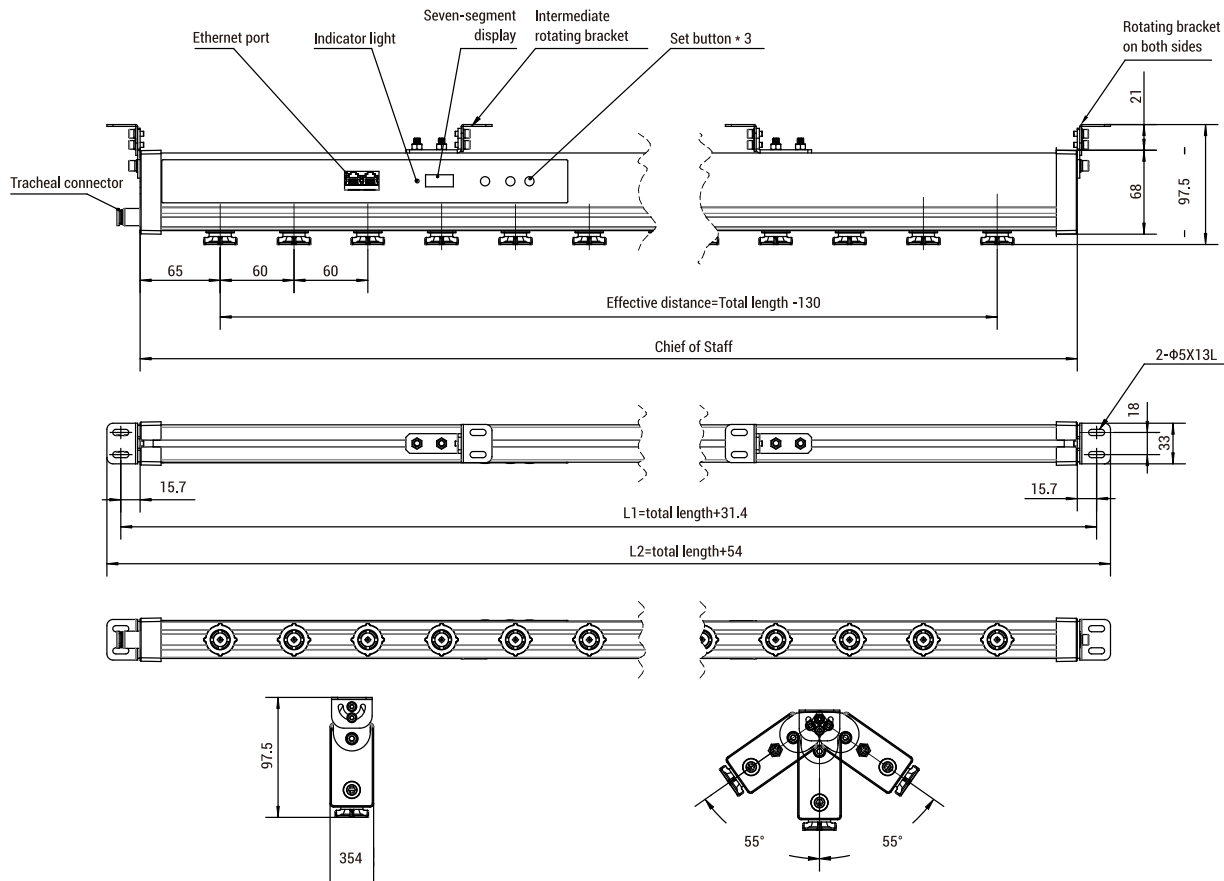
Model	QP-S56	Work distance	100~1500mm
Ion generation method	Corona discharge method-Pulse AC	Total length that can be processed	370~3010mm
INPUT VOLTAGE	24~36 V DC $\pm 10\%$	Remote control	Remote start stop
Working current	MAX 300mA	Output when abnormal	Low level contact signal
power consumption	MAX 6W	Communication protocol <sup>*2</sup>	RS-485 (MODBUS RTU)
Output voltage	12kV VPP	Gas supply pressure range	0.1~0.5Mpa (CDA, No condensation)
Account for	30~70%	Gas joint thread	PT1/8
Ozone concentration	$\leq 0.05$ ppm	Tracheal size	$\Phi 6$ (optional $\Phi 8$ )
Electrode material	Tungsten (standard), Si (optional)	Major function	Status indication, abnormal protection, cleaning reminder, remote control
Discharge component	replaceable	Operation temperature	0~50°C
Ion balance <sup>*1</sup>	$\leq \pm 30V$	Authentication certificate	CE、UKCA
Working humidity	35%~85%RH (No condensation)		

Note: \* 1 Adjust test values: Test distance 300mm, test pressure 0.2MPa, test temperature:  $(23 \pm 3)$  °C, test humidity:  $(50 \pm 5)\%$   
\* 2 optional functions

## DRAWING

# Drawing

## Size parameter




**SCENE**

# Scene


## Application scenarios

**Resolve static electricity issues in wafer testing**



Semiconductor industry: effectively solving static electricity problems generated in processes such as cleaning, wafer testing, sorting, and peeling off wafer protective films

**Solve the static electricity problem in wafer cleaning**



**Solve the static electricity problem of the detection workbench**



Optoelectronics industry: effectively solves static electricity problems generated in electronic assembly, testing workbenches, integrated circuit board printing, ESD protection of electronic components, optical machines, and precision components processes


**Solving the static electricity problem in integrated circuit board printing**



**Solving the problem of dust adsorption in food containers**



**Addressing the issue of electrostatic adsorption in the pharmaceutical production process**



Pharmaceutical and food industries: To prevent hair or other foreign matter dust from mixing into drugs and food due to static electricity during the production process.

**TYPE**

# Rich variety

## Static eliminator

### Rod shaped

**QP-S35  
Intelligent Static Eliminator**

Intelligent and visual effects  
Faster static elimination system  
for eliminating static electricity

Static removal speed	0.1S
control mode	SIS control system
ionic balance	±30V



### Fan Type



**QP-FA01  
Lonizing Air Blower**

Large scale high-speed electrostatic discharge electrode can be replaced

Static removal speed	≤1.5S
Ion generation mode	Steady State DC
ionic balance	±5V

### Monitoring type/Handheld type

**QP-C01  
Electrostatic Sensor**

Real-time Monitoring  
Static voltage on the  
surface of an object

Data response	<50ms
Measurement error	±5%
Alarm Range	±20000V



**QP-ESD201  
Electrostatic tester**

Non contact handheld  
device Electrostatic tester

Response time	<100ms
Measurement accuracy	±5%
communication protocol	CAN Communication



STEP

Solve Electrostatic Problems

1' STEP

Electrostatic Measurement

The Position And Size Of Static Electricity Can Be Measured With An Electrostatic Tester In Order To Formulate An Electrostatic Solution

2' STEP

Electrostatic Elimination

Different Static Elimination Equipment Shall Be Used According To The Working Environment Of Static Electricity Generated In Industrial Manufacturing

3' STEP

Maintenance

Regularly Clean And Maintain The Electrostatic Elimination Equipment To Maintain The Electrostatic Elimination Effect Of The Electrostatic Elimination Equipment



Welcome To Inquire

QEEPO Will Provide You With A Full Set Of Static Electricity Problem Solutions!

Tel

021-67651108

E-mail:sales@qeepe.cn

SCAN Add attention

Main Products: Intelligent Electrostatic Eliminator, Corona Processor, Electrostaticgenerator, Ion Wind Rod, High Voltage Generator, Ion Fan, Electrostatic Sensor,electrostatic Tester, Etc



Official Website



Wechat Official Account

QEEPO Shanghai Static Co., Ltd. Shenzhen Pengpu Intelligent Equipment Co., Ltd

Alibaba: qeepe.en.alibaba.com Web: www.static-eliminator.com

Company Headquarters Address: Building 1, Lane 160, Longgao Road, Songjiang District, Shanghai

Shenzhen Branch Address: Room 1204, Block A, Building 1, Xingyao Plaza, No. 38 Huaxing Road, Longhua District, Shenzhen

The products mentioned in this brochure are subject to change without prior notice. We apologize for any inconvenience caused. Copyright © 2026 Shanghai Pengpu Electrostatic Technology Co., Ltd All Rights Reserved